



*World's first massage chair
to understand
your body's needs*



Black

Remote Control Recline Adjustment

Use the remote control to adjust the angles of the back and foot rest to fit your body perfectly.



The INADA Chair i.1 made its debut in Japan in 1999 as the world's first massage chair to realise truly customised massage programs. With State-of-the-art infrared technology, this chair individually tailors the massage to fit your body and needs.

A new full cover design moulded to the legs presses and releases the legs from three directions, working from the ankles up to release tension in the calves and improve circulation in the lower leg.


FED 2004 is the very latest development of this highly successful model and features a number of unique enhancements.

Healthcare Programs:

1. Fullbody Relief: Relaxes the muscles that affect your whole body and alleviates fatigue by stimulating shiatsu points.
2. Stiff Shoulders: Helps to relieve tension and stiffness around the neck and shoulders.
3. Lower Back Tension: Recommended for lower back muscle pain and fatigue.
4. Legs and Hips Fatigue: Stimulates the shiatsu points that relieve muscle fatigue in the legs and hips.
5. Acupressure: Slow motion shiatsu massage for entire body.
6. Morning: Uses a European massage technique moving from the extremities inward, toward the body's center. Recommended massage for the first thing in the morning.
7. Night Time: Uses a Chinese massage technique moving outward, from the center of the body toward the extremities. Recommended for use before bed.
8. Seat: Combination of vibration and air massage directly stimulates the muscles of the seat area.

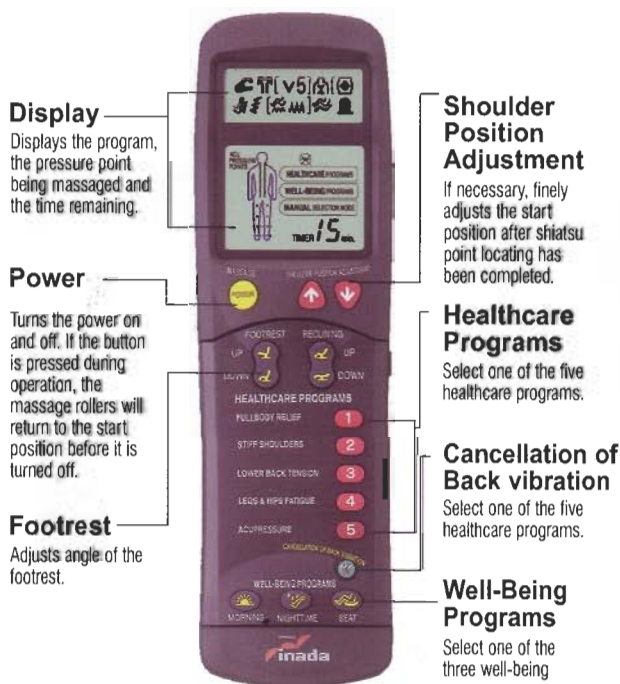
Footrest Length

The footrest can be moved forward or back to accommodate people of all heights.

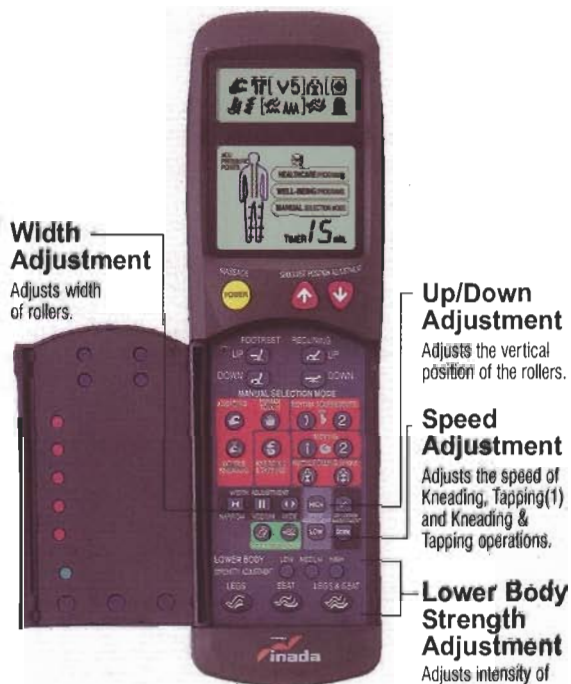


The compact, full-feature remote control makes operating the INADA Chair simple.


Remote Control (front cover)



Open panel cover for Manual Selection Mode. Customise settings in manual selection mode.



Dimensions



Main Specifications

Name and Model	INADA CHAIR i.1 FED 2004
Power Supply	AC240V
Power Consumption	210W
Auto Timer Approx.	15 minutes (Healthcare Programs vary in duration)
Dimensions Upright:	Approx W29" x H29" x D68"
	Full recline: Approx. W29" x H29" x D68"
Weight Approx:	76kg
Outer Covering	Synthetic Leather supported by fine fabric
Accessories	Remote control stand
Colours	Black and Ivory